









Meenemers Vol PVC & Vol PU - Lijn 1

Profile	Type		Dim. bxn [mm]	Hardness [Sh.A]	Base	Standard colours	Minimum pitch [mm]	Long. min. diam. [mm] (L)	Transv. min. diam. [mm] (L)	Notes
	-	L20 U HP	10 x 20	- 70	✓	✓ ✓	- 40	-	- 40	PU HP, hardness 70 Sh.A, inclined lateral profiles with highly flexible.
	-	L30 U HP	10 x 30	- 70	✓	✓ ✓	- 40	-	- 40	
	-	L40 U HP	10 x 40	- 70	✓	✓ ✓	- 40	-	- 40	
	-	L50 U HP	10 x 50	- 70	✓	✓ ✓	- 40	-	- 40	
	-	L80 U HP	10 x 80	- 70	✓	✓ ✓	- 40	-	- 40	
	-	T20 U HP	10 x 20	- 70	✓	✓ ✓	- 40	-	- 40	PU HP, hardness 70 Sh.A, lateral profiles, with highly flexible.
	-	T30 U HP	10 x 30	- 70	✓	✓ ✓	- 40	-	- 40	
	-	T40 U HP	10 x 40	- 70	✓	✓ ✓	- 40	-	- 40	
	-	T50 U HP	10 x 50	- 70	✓	✓ ✓	- 40	-	- 40	
	-	T60 U HP	10 x 60	- 70	✓	✓ ✓	- 40	-	- 40	
	-	L20 U	20 x 20	- 85	✓	✓ ✓	- 45	-	- 60	Polyurethane inclined lateral profiles.
	-	L30 U	20 x 30	- 85	✓	✓ ✓	- 45	-	- 60	
	-	L40 U	20 x 40	- 85	✓	✓ ✓	- 45	-	- 60	
	-	L50 U	20 x 50	- 85	✓	✓ ✓	- 45	-	- 60	
	-	L80 U	20 x 80	- 85	✓	✓ ✓	- 45	-	- 60	
	-	T20 U	20 x 20	- 85	✓	✓ ✓	- 45	-	- 60	Polyurethane, lateral profiles, straight.
	-	T30 U	20 x 30	- 85	✓	✓ ✓	- 45	-	- 60	
	-	T40 U	20 x 40	- 85	✓	✓ ✓	- 45	-	- 60	
	-	T50 U	20 x 50	- 85	✓	✓ ✓	- 45	-	- 60	
	-	T60 U	20 x 60	- 85	✓	✓ ✓	- 45	-	- 60	
	L20	-	23 x 20	60	-	✓ ✓ ✓	- 55	-	80	PVC inclined lateral profiles.
	L30	-	23 x 30	60	-	✓ ✓ ✓	- 55	-	80	
	L40	-	23 x 40	60	-	✓ ✓ ✓	- 55	-	80	
	L50	-	27 x 50	60	-	✓ ✓ ✓	- 55	-	100	
	L60	-	27 x 60	60	-	✓ ✓ ✓	- 55	-	100	
	L70	-	27 x 70	60	-	✓ ✓ ✓	- 55	-	100	
	T20	-	23 x 20	60	-	✓ ✓ ✓	- 55	-	80	PVC lateral profiles, straight.
	T30	-	23 x 30	60	-	✓ ✓ ✓	- 55	-	80	
	T40	-	23 x 40	60	-	✓ ✓ ✓	- 55	-	80	
	T50	-	27 x 50	60	-	✓ ✓ ✓	- 55	-	100	
	T60	-	27 x 60	60	-	✓ ✓ ✓	- 55	-	100	
	T70	-	27 x 70	60	-	✓ ✓ ✓	- 55	-	100	
	T80	-	27 x 80	60	-	✓ ✓ ✓	- 55	-	100	
	L20 RF	-	20 x 20	60	-	✓ ✓	- 50	-	80	PVC inclined lateral profiles, flat base without groove.
	L30 RF	-	20 x 30	60	-	✓ ✓	- 50	-	80	
	L40 RF	-	20 x 40	60	-	✓ ✓	- 50	-	80	
	L50 RF	-	20 x 50	60	-	✓ ✓	- 50	-	80	
	L70 RF	-	20 x 70	60	-	✓ ✓	- 50	-	80	
	T20 RF	-	20 x 20	60	-	✓ ✓	- 50	-	80	PVC lateral profiles, straight flat base without groove
	T30 RF	-	20 x 30	60	-	✓ ✓	- 50	-	80	
	T40 RF	-	20 x 40	60	-	✓ ✓	- 50	-	80	
	T50 RF	-	20 x 50	60	-	✓ ✓	- 50	-	80	
	T60 RF	-	20 x 60	60	-	✓ ✓	- 50	-	80	
	T80 RF	-	20 x 80	60	-	✓ ✓	- 50	-	80	